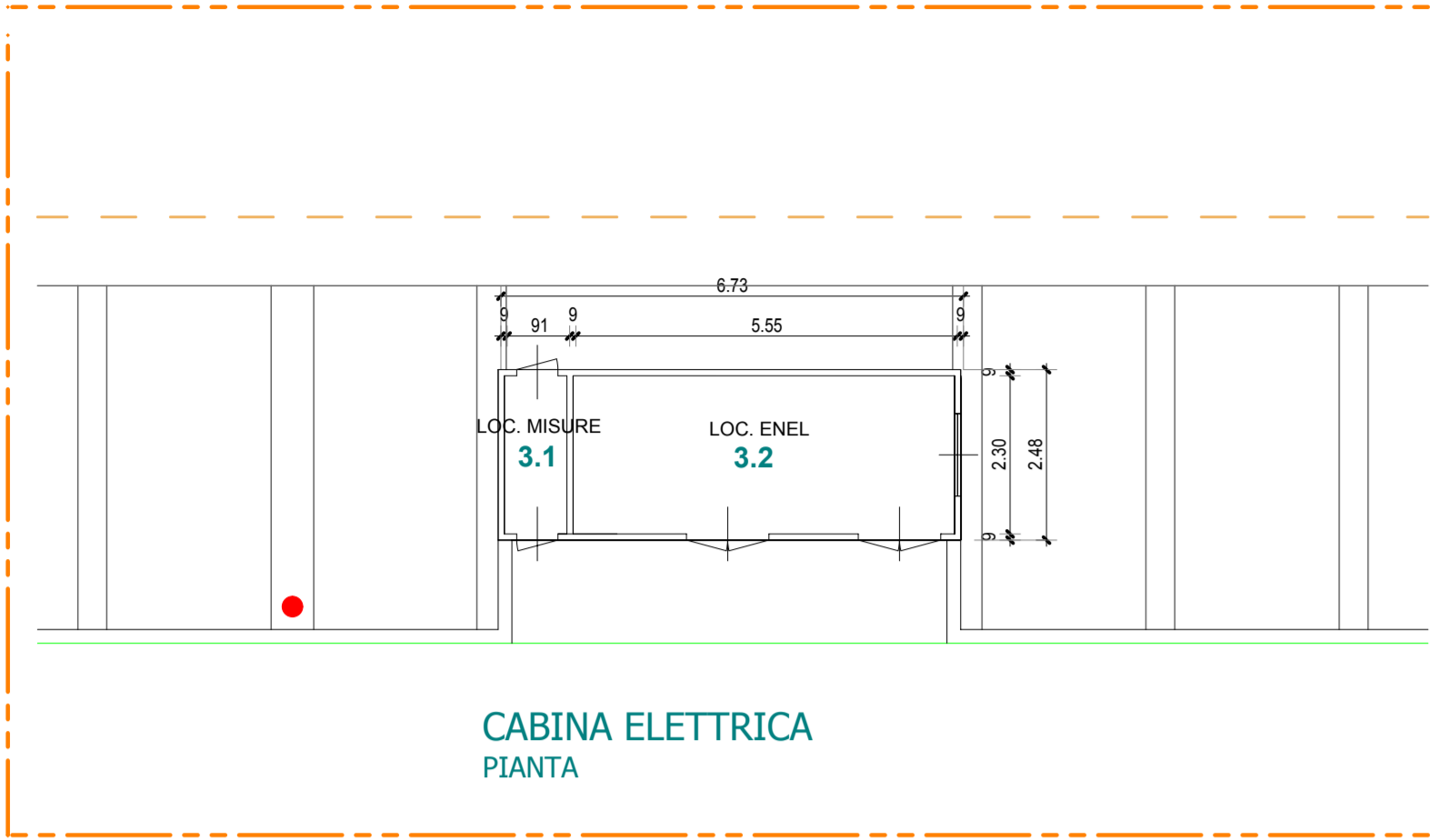
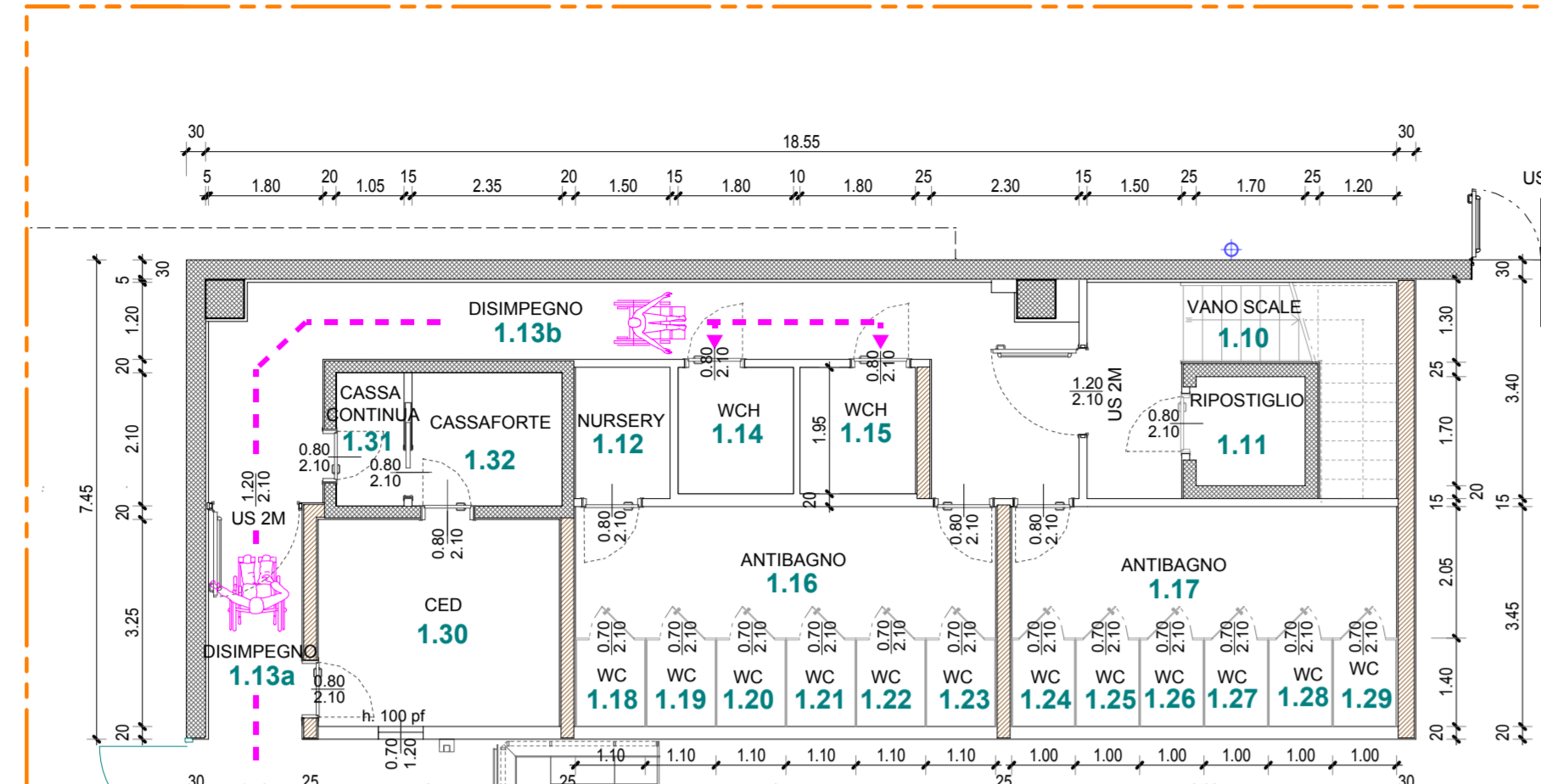


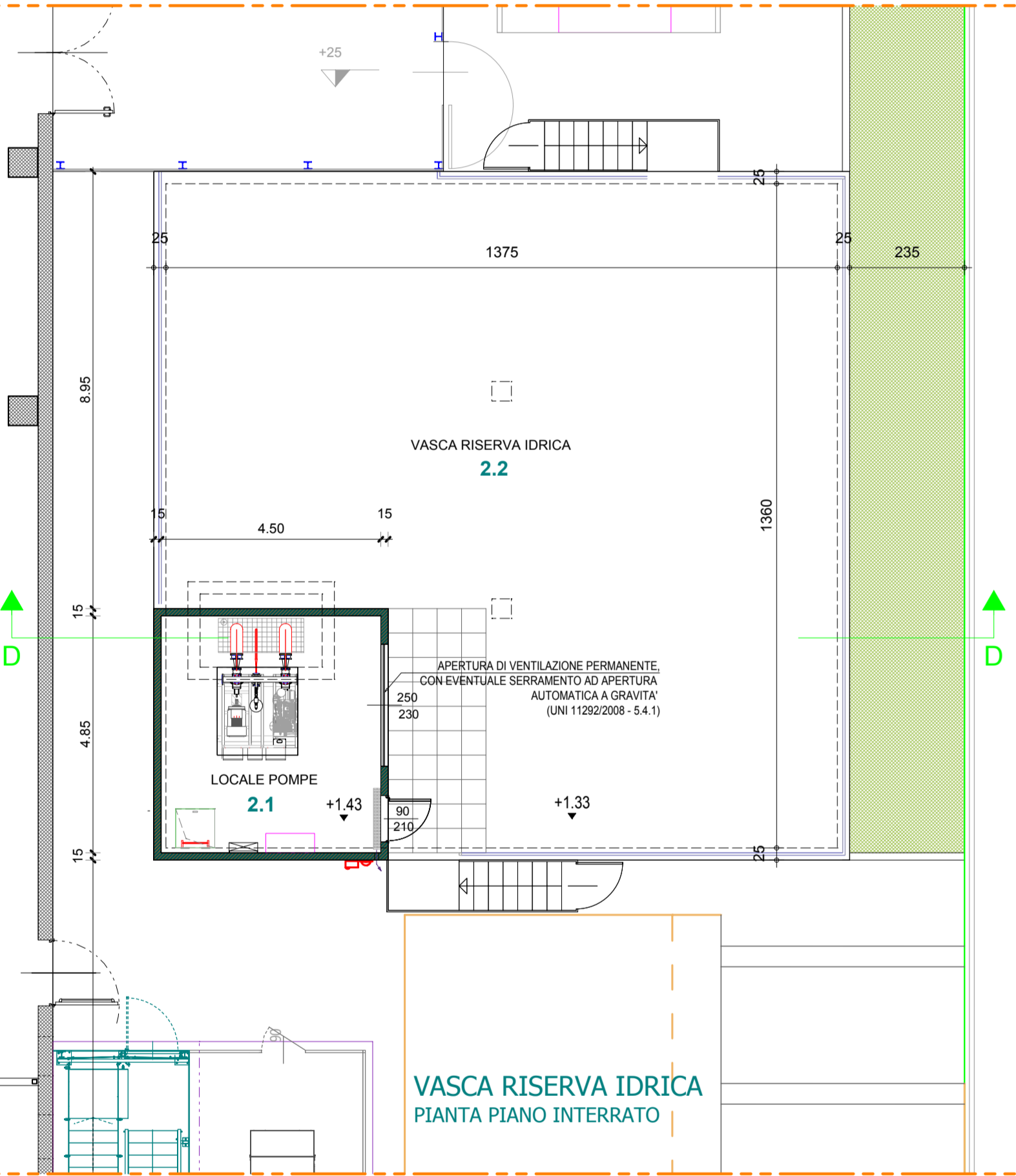
INGRANDIMENTO PART. 2 SCALA 1:100



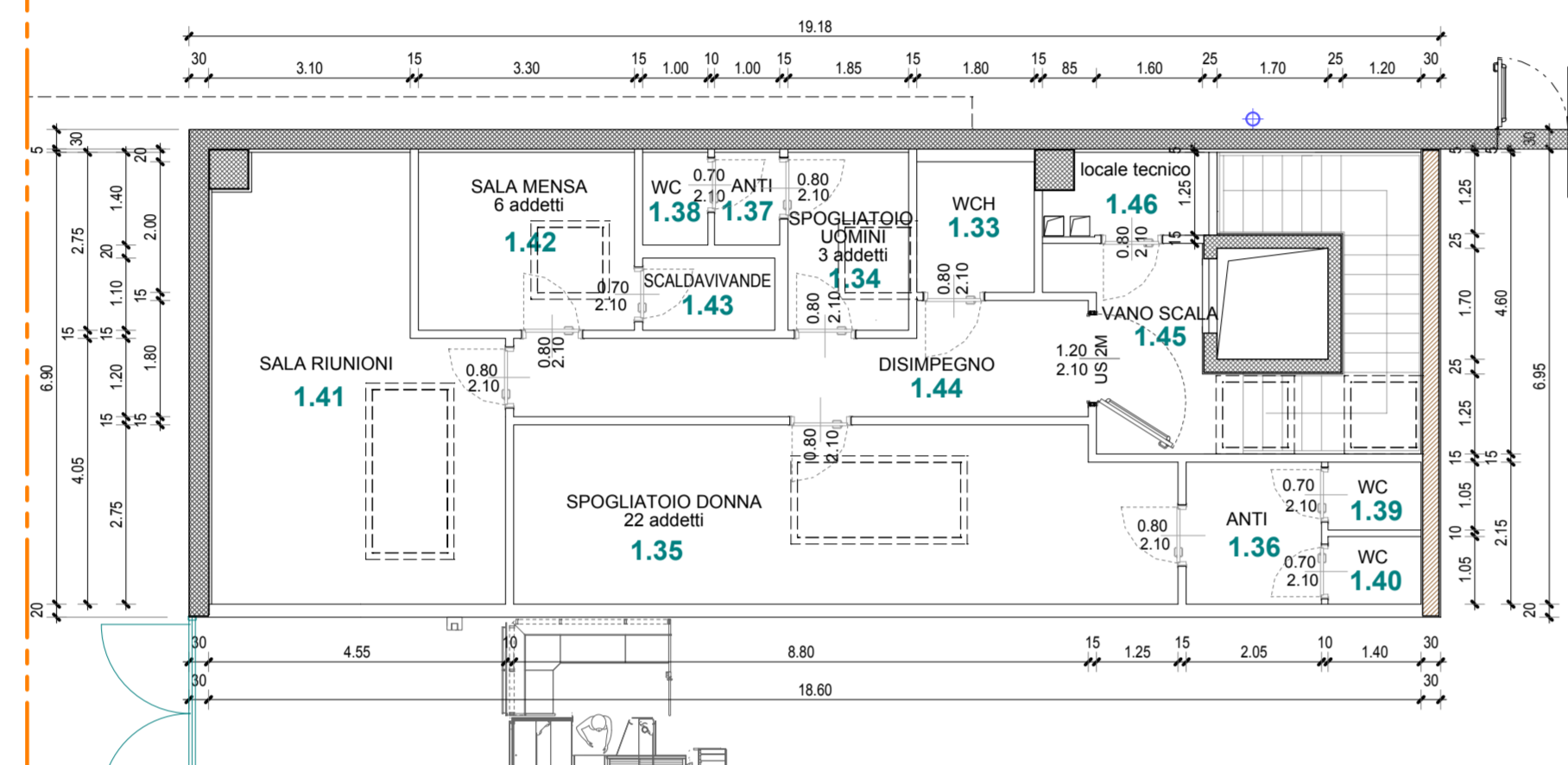
INGRANDIMENTO PART. 1 SCALA 1:100



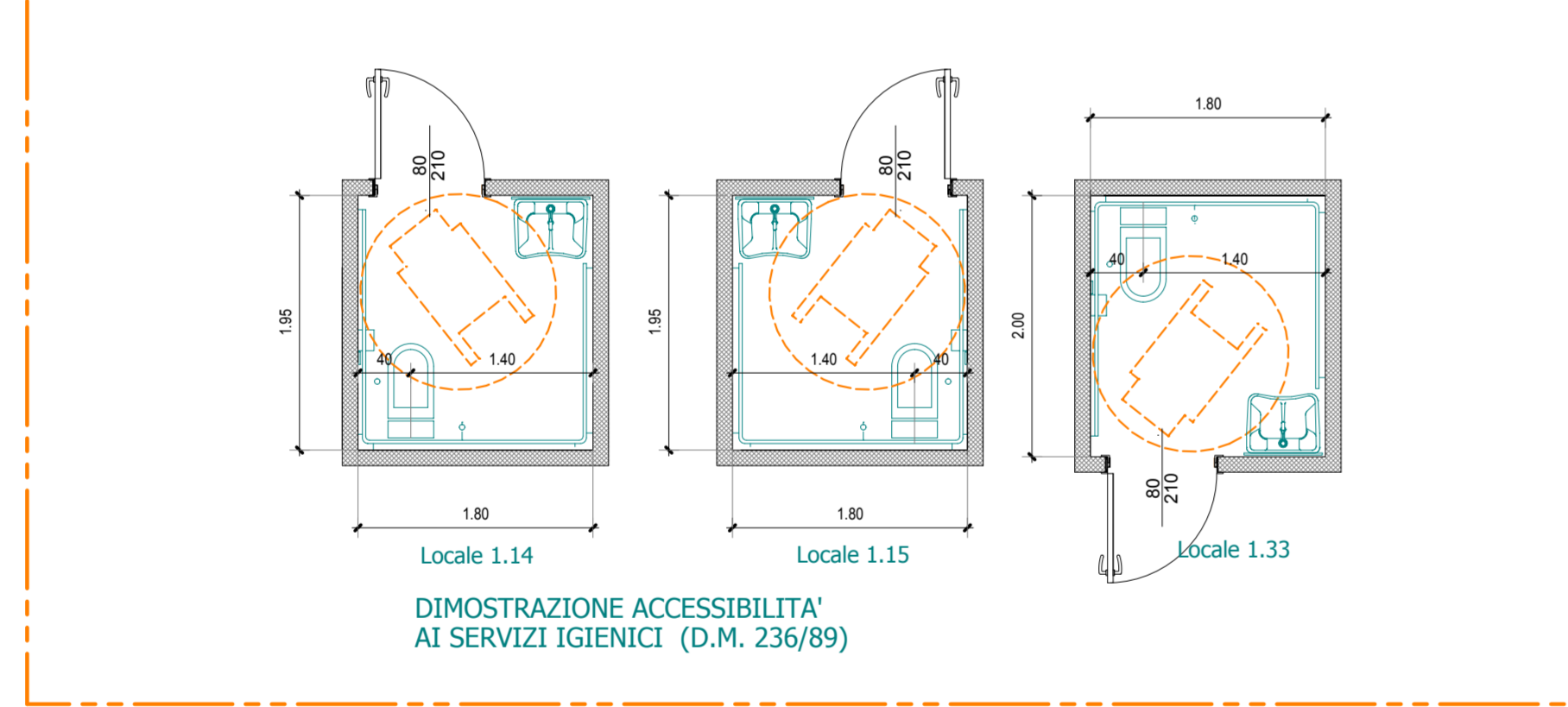
INGRANDIMENTO PART. 3 SCALA 1:100



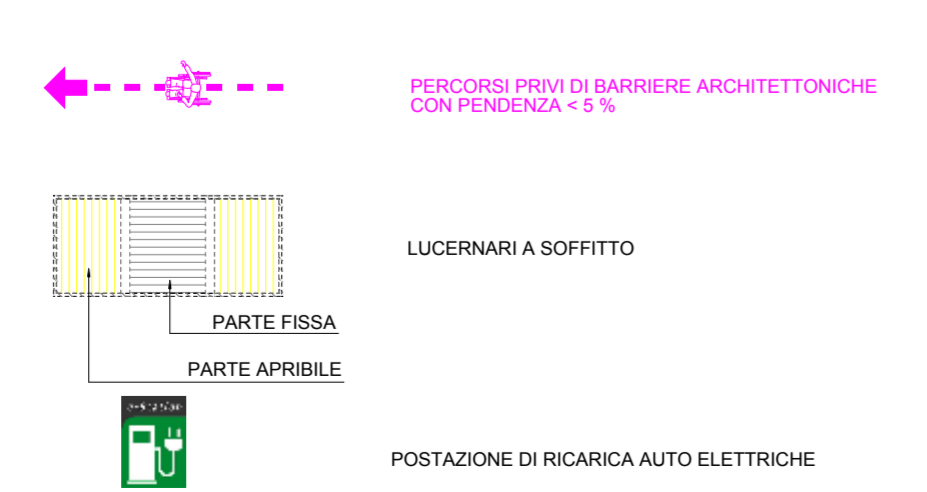
PIANO TERRA



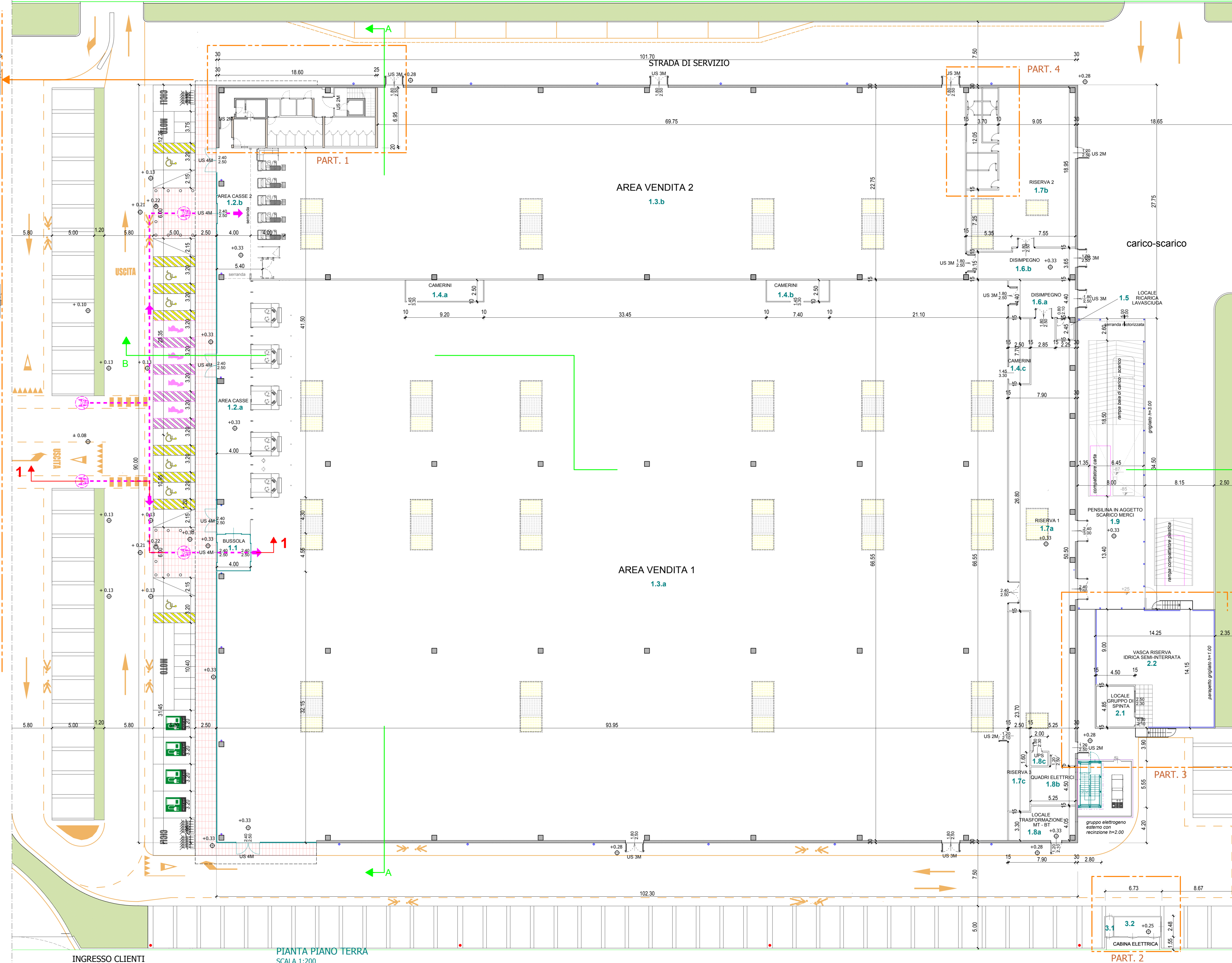
PIANO PRIMO



legenda



INGRESSO/USCITA CLIENTI

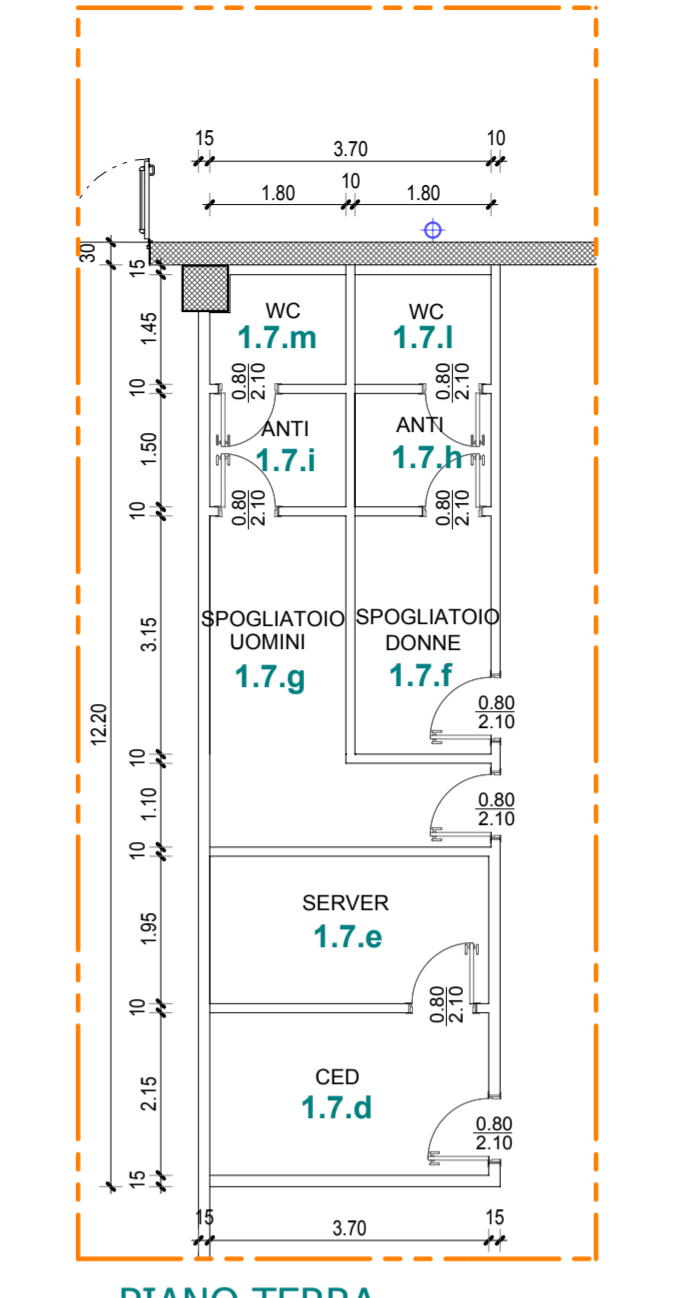


INGRESSO CLIENTI

PIANTA PIANO TERRA SCALA 1:200

INGRESSO/USCITA MERCI

INGRANDIMENTO PART. 4 SCALA 1:100



PIANO TERRA

TABELLA RIEPILOGATIVA DEI RAPPORTI AEROLUMINANTI											
n.	descrizione	superficie m²	h	sup. illuminante m²		rapporti	sup. accanto m²		rapporti	note	
				necessaria	effettiva		necessaria	effettiva			
AMBITO PRINCIPALE											
1	BUSSOLA INGRESSO	18,22	2,80	47,37	---	---	---	---	---	---	
1.2	AREA CASSE 1	129,00	4,04	637,26	4,30	161,78	>150	---	---	---	
1.3	AREA CASSE 2	117,60	4,04	581,43	3,50	149,15	>150	6,47	13,60	>150	
1.3.1	AREA VENDITA 1	606,50	6,84	4146,56	202,03	358,17	>150	60,81	134,48	>150	
1.3.2	AREA VENDITA 2	1784,00	6,84	12065,70	58,80	69,80	>150	17,84	33,69	>150	
1.4	CAMERINI	24,00	6,84	163,44	---	---	---	---	---	---	
1.4.1	CAMERINI	18,50	6,84	126,54	---	---	---	---	---	---	
1.4.2	CAMERINI	5,50	6,84	37,47	---	---	---	---	---	---	
1.5	LOCALE RICARICA LAVASCIUGIA	5,13	2,70	13,85	---	---	---	---	---	---	
1.6	DISIMPEGNO	34,95	6,84	239,03	---	---	---	---	---	---	
1.6.1	DISIMPEGNO	44,80	6,84	307,74	---	---	---	---	---	---	
1.7	RISERVA 1	340,06	6,84	2300,01	11,34	11,35	>150	11,34	12,89	>150	
1.7.1	RISERVA 2	200,01	6,84	1368,43	6,67	6,67	>150	---	---	---	
1.7.2	RISERVA 3	58,83	6,84	402,40	1,96	2,00	>150	---	---	---	
1.7.3	CEP	7,96	2,70	21,49	---	---	---	---	---	---	
1.7.4	SERVER	7,21	2,70	19,47	---	---	---	---	---	---	
1.7.5	SPOGLIATOIO UOMINI	6,67	2,70	18,37	---	---	---	---	---	---	
1.7.6	SPOGLIATOIO DONNE	10,63	2,70	27,00	---	---	---	---	---	---	
1.7.7	ANTI	2,70	2,40	6,48	---	---	---	---	---	---	
1.7.8	ANTI	2,70	2,40	6,48	---	---	---	---	---	---	
1.7.9	WC	2,61	2,40	6,26	---	---	---	---	---	---	
1.7.10	WC	2,61	2,40	6,26	---	---	---	---	---	---	
1.7.11	WC	2,61	2,40	6,26	---	---	---	---	---	---	
1.7.12	WC	2,61	2,40	6,26	---	---	---	---	---	---	
1.7.13	WC	2,61	2,40	6,26	---	---	---	---	---	---	
1.7.14	WC	2,61	2,40	6,26	---	---	---	---	---	---	
1.7.15	WC	2,61	2,40	6,26	---	---	---	---	---	---	
1.7.16	WC	2,61	2,40	6,26	---	---	---	---	---	---	
1.7.17	WC	2,61	2,40	6,26	---	---	---	---	---	---	
1.7.18	WC	2,61	2,40	6,26	---	---	---	---	---	---	
1.7.19	WC	2,61	2,40	6,26	---	---	---	---	---	---	
1.7.20	WC	2,61	2,40	6,26	---	---	---	---	---	---	
1.7.21	WC	2,61	2,40	6,26	---	---	---	---	---	---	
1.7.22	WC	2,61	2,40	6,26	---	---	---	---	---	---	
1.7.23	WC	2,61	2,40	6,26	---	---	---	---	---	---	
1.7.24	WC	2,61	2,40	6,26	---	---	---	---	---	---	
1.7.25	WC	2,61	2,40	6,26	---	---	---	---	---	---	
1.7.26	WC	2,61	2,40	6,26	---	---	---	---	---	---	
1.7.27	WC	2,61	2,40	6,26	---	---	---	---	---	---	
1.7.28	WC	2,61	2,40	6,26	---	---	---	---	---	---	
1.7.29	WC	2,61	2,40	6,26	---	---	---	---	---	---	
1.7.30	WC	2,61	2,40	6,26	---	---	---	---	---	---	
1.7.31	WC	2,61	2,40	6,26	---	---	---	---	---	---	
1.7.32	WC	2,61	2,40	6,26	---	---	---	---	---	---	
1.7.33	WC	2,61	2,40	6,26	---	---	---	---	---	---	
1.7.34	WC	2,61	2,40	6,26	---	---	---	---	---	---	
1.7.35	WC	2,61	2,40	6,26	---	---	---	---	---	---	
1.7.36	WC	2,61	2,40	6,26	---	---	---	---	---	---	
1.7.37	WC	2,61	2,40	6,26	---	---	---	---	---	---	
1.7.38	WC	2,61	2,40	6,26	---	---	---	---	---	---	
1.7.39	WC	2,61	2,40	6,26	---	---	---	---	---	---	
1.7.40	WC	2,61	2,40	6,26	---	---	---	---	---	---	
1.7.41	WC	2,61	2,40	6,26	---	---	---	---	---	---	
1.7.42	WC	2,61	2,40	6,26	---	---	---	---	---	---	
1.7.43	WC	2,61	2,40	6,26	---	---	---	---	---	---	
1.7.44	WC	2,61	2,40	6,26	---	---	---	---	---	---	
1.7.45	WC	2,61	2,40	6,26	---	---	---	---	---	---	
1.7.46	WC	2,61	2,40	6,26	---	---	---	---	---	---	
1.7.47	WC	2,61	2,40	6,26	---	---	---	---	---	---	
1.7.48	WC	2,61	2,40	6,26	---	---	---	---	---	---	
1.7.49	WC	2,61	2,40	6,26	---	---	---	---	---	---	
1.7.50	WC	2,61	2,40	6,26	---	---	---	---	---	---	
1.7.51	WC	2,61	2,40	6,26	---	---	---	---	---	---	
1.7.52	WC	2,61	2,40	6,26	---	---	---	---	---	---	
1.7.53	WC	2,61	2,40	6,26	---	---	---	---	---	---	
1.7.54	WC	2,61	2,40	6,26	---	---	---	---	---	---	
1.7.55	WC	2,61	2,40	6,26	---	---	---	---	---	---	
1.7.56	WC	2,61	2,40	6,26	---	---	---	---	---	---	
1.7.57	WC	2,61	2,40	6,26	---	---	---	---	---	---	
1.7.58	WC	2,61	2,40	6,26	---	---	---	---	---	---	
1.7.59	WC	2,61	2,40	6,26	---	---	---	---	---	---	
1.7.60	WC	2,61	2,40	6,26	---	---	---	---	---	---	
1.7.61	WC	2,61	2,40	6,26	---	---	---	---	---	---	
1.7.62	WC	2,61	2,40	6,26	---	---	---	---	---	---	
1.7.63	WC	2,61	2,40	6,26	---	---	---	---	---	---	
1.7.64	WC	2,61	2,40	6,26	---	---	---	---	---	---	
1.7.65	WC	2,61	2,40	6,26	---	---	---	---	---	---	
1.7.66	WC	2,61	2,40	6,26	---	---	---	---	---	---	
1.7.67	WC	2,61	2,40	6,26	---	---	---	---	---	---	
1.7.68	WC	2,61	2,40	6,26	---	---	---	---	---	---	
1.7.69	WC	2,61	2,40	6,26	---	---	---	---	---	---	
1.7.70	WC	2,61	2,40	6,26	---	---	---	---	---	---	
1.7.71	WC	2,61	2,40	6,26	---	---	---	---	---	---	
1.7.72	WC	2,61	2,40	6,26	---	---	---	---	---	---	
1.7.73	WC	2,61	2,40	6,26	---	---	---	---	---	---	
1.7.74	WC	2,61	2,40	6,26	---	---	---	---	---	---	
1.7.75	WC	2,61	2,40	6,26	---	---	---	---	---	---	
1.7.76	WC	2,61	2,40	6,26	---	---	---	---	---	---	
1.7.77	WC	2,61	2,40	6,26	---	---	---	---	---	---	
1.7.78	WC	2,61	2,40	6,26	---	---	---	---	---	---	
1.7.79	WC	2,61	2,40	6,26	---	---	---	---	---	---	
1.7.80	WC	2,61	2,40	6,26	---	---	---	---	---	---	
1.7.81	WC	2,61	2,40	6,26	---	---	---	---	---	---	
1.7.82	WC	2,61	2,40	6,26	---	---	---	---	---	---	
1.7.83	WC	2,61	2,40	6,26	---	---	---	---	---	---	
1.7.84	WC	2,61	2,40	6,26	---	---	---	---	---	---	
1.7.85	WC	2,61	2,40	6,26	---	---	---	---	---	---	
1.7.86	WC	2,61	2,40	6,26	---	---	---	---	---	---	
1.7.87	WC	2,61	2,40	6,26	---	---	---	---	---	---	
1.7.88	WC	2,61	2,40	6,26	---	---	---	---	---	---	
1.7.89	WC	2,61	2,40	6,26	---	---	---	---	---	---	
1.7.90	WC	2,61	2,40	6,26	---	---	---	---	---	---	
1.7.91	WC	2,61	2,40	6,26	---	---	---	---	---	---	
1.7.92	WC	2,61	2,40	6,26	---	---	---	---	---	---	
1.7.93	WC	2,61	2,40	6,26	---	---	---	---	---	---	
1.7.94	WC	2,61	2,40	6,26	---	---	---	---	---	---	
1.7.95	WC	2,61	2,40	6,26	---	---	---	---	---	---	
1.7.96	WC	2,61	2,40	6,26	---	---	---	---	---	---	
1.7.97	WC	2,61	2,40	6,26	---	---	---	---	---	---	
1.7.98	WC	2,61	2,40	6,26	---	---	---	---	---	---	
1.7.99	WC	2,61	2,40	6,26	---	---	---	---	---	---	
1.8	LOCALE TRASFORMAZIONE MT BT	30,02	6,84	205,69	---	---	---	---	---	---	
1.8.1	LOCALE QUADRI ELETTRICI	23,70	6,84	162,11	---	---	---	---	---	---	
1.8.2	LOCALE UPS	3,30	6,84	21,89	---	---	---	---	---	---	
1.9	PENSILINA SCARICO MERCI	37,00	6,00	138,00	---	---	---	---	---	---	
1.11	RIPOSTIGLIO	2,89	2,70	7,80	---	---	---	---	---	---	
1.12	NURSERY	3,93	2,70	6,29	---	---					